

Il caffè è pronto!
NON DIMENTICARE gli appunti per la
riunione di oggi... :)
... a proposito IN BOCCA AL LUPO!!!
P.S. non dimenticate anche che TI AMO
... a stasee...



Indice Index Indice

4 - 15	<i>Tutto Legno_All Wood_Tout Bois</i>
16 - 27	<i>Gamba T Metallo e Piani Legno_Metal T-Leg and Wooden Tops_Piètement à T Métal et Plans en Bois</i>
28 - 41	<i>Gamba U Metallo e Piani Legno_Metal U-Leg and Wooden Tops_Piètement à U Métal et Plans en Bois</i>
42 - 51	<i>Gamba U Metallo e Piani Vetro_Metal U-Leg and Glass Tops_Piètement à U Métal et Plans en Verre</i>
52 - 59	<i>Reception_Reception_Réception</i>
60 - 61	<i>Colori_Colours_Couleurs</i>
62 - 63	<i>Applicazioni Colori_Colour Applications_Applications Couleurs</i>

Comp. 4



- 6 -

Comp. 5



- 8 -

Comp. 7



- 9 -

Comp. 8



- 10 -

Comp. 10



- 11 -

Comp. 11



- 12 -

Comp. 12



- 13 -

Comp. 13



- 14 -

Comp. 14



- 15 -



Tutto Legno

*Un materiale caldo, una linea sobria ed essenziale.
Volumi pieni e solidi, ma leggeri e slanciati.*

All Wood

*A warm material, a simple and essential line.
Bold and solid volumes, yet light and slim.*

Tout Bois

*Un matériel chaud, une ligne sobre et essentielle.
Des volumes pleins et solides, mais légers et sveltes.*





















Comp. 16




- 18 -

Comp. 17



- 20 -

Comp. 19



- 21 -

Comp. 20



- 22 -

Comp. 22




- 23 -

Comp. 23



- 24 -

Comp. 25



- 25 -

Comp. 26



- 26 -

Comp. 27



- 27 -



Gamba T Metallo e Piani Legno

*L'armonia di linee orizzontali e verticali, un tratto che accompagna la gamba al suo appoggio in terra.
Un materiale raffinato che rende l'insieme snello ed elegante.*

Metal T-Leg and Wooden Tops

*The harmony of horizontal and vertical lines, a line that goes together with the leg until the ground.
A fine material that makes the whole piece slim and elegant.*

Piètement à T Métal et Plans en Bois

*L'harmonie des lignes horizontales et verticales, un trait qui accompagne la jambe dans son appuis sur terre.
Un matériel raffiné qui rend l'ensemble svelte et élégant.*





















Comp. 29




- 30 -

Comp. 31




- 32 -

Comp. 32



- 33 -

Comp. 34



- 34 -

Comp. 35




- 35 -

Comp. 37



- 36 -

Comp. 38



- 38 -

Comp. 39




- 39 -

Comp. 40



- 40 -

Comp. 41



- 41 -



Gamba U metallo e Piani Legno

Una soluzione leggera e originale, che conferisce al piano grazia e luminosità.

L'uso del metallo rende questa combinazione ancor più ricercata, nello stesso tempo audace e discreta.

Metal U-Leg and Wooden Tops

A light and original solution, that gives to the top grace and brightness.

Using metal makes this combination even more refined, daring and discreet at the same time.

Piètement à U Métal et Plans en Bois

Une solution légère et originelle, qui confère à l'étagère grâce et clarté.

L'usage du métal rend cette combinaison encore plus recherchée, en même temps audace et discrète.

























Comp. 43



- 44 -

Comp. 44



- 45 -

Comp. 46



- 46 -

Comp. 47



- 47 -

Comp. 48



- 48 -

Comp. 49



- 49 -

Comp. 51



- 50 -

Comp. 52



- 51 -

Gamba U metallo e Piani Vetro

L'eleganza diventa una linea, la raffinatezza trova il proprio spazio.

Il piano in vetro rende evidente la ricercatezza e lo stile, l'abbinamento con la gamba U crea una sintesi di sottile bellezza.

Metal U-Leg and Glass Tops

Elegance becomes a line, refinement finds its place.

The glass top highlights the sophistication and the style, the composition with the U-leg creates a synthesis of fine beauty.

Piètement à U Métal et Plans en Verre

L'élégance devient une ligne, le raffinement trouve son propre espace.

Le plan en verre rend la recherche évidente ainsi que le style, l'union avec le piètement à U crée une synthèse de subtile beauté.

















Comp. 54



- 54 -

Comp. 55



- 56 -

Comp. 57



- 57 -

Comp. 58



- 58 -

Comp. 59



- 59 -



Reception

*Accogliere con stile, creando un'unione tra esterno e interno, con praticità ed eleganza.
Strutture pensate per facilitare il lavoro, per organizzare lo spazio con efficacia e dare un caloroso benvenuto.*

Reception

*Welcoming with style, creating a union between the exterior and the interior, with practicality and elegance.
Structures designed to make your work easier, to organize the space with effectiveness and give a warm welcome.*

Réception

*Accueillir avec style, en créant une union entre extérieur et intérieur, avec de l'utilité pratique et de l'élégance.
Des structures pensées pour rendre plus aisé le travail, pour organiser l'espace avec efficace et donner une chaleureuse bienvenue.*













Essenze Types Essences




N1BC

Bianco Caldo
Warm White
Blanc Chaud



N1GT

Cappuccino Tiepido
Lukewarm Cappuccino
Cappuccino Tiède



N1AS

Acero Sbiancato
Whitened Maple
Érable Blanchi



N1NN

Noce Naturale
Natural Walnut
Noyer Naturel

Fantasie Patterns Fantaisies



N1BF

Bianco Floreale
Flower White
Blanc Floréal



N1CA

Cappuccino Artistico
Artistic Cappuccino
Cappuccino Artistique

Laccati Opachi Opaque Painted Laqués Opaques

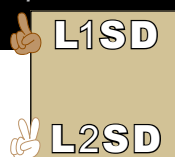


L1GR

Cipria Rosata
Rosy Face Powder
Poudre Rose

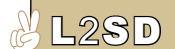


L2GR



L1SD

Sabbia Desertica
Desert Sand
Sable Du Désert



L2SD



L1AB

Arancione Brillante
Bright Orange
Orange Brillant



L2AB



L1AC

Aragosta Cotta
Steamed Lobster
Langouste Cuite



L2AC



L1RC

Rosso Cardinale
Cardinal Red
Rouge Cardinal



L2RC

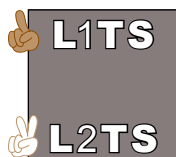


L1VA

Verde Acido
Acid Green
Vert Acide

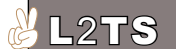


L2VA



L1TS

Tortora Selvatica
Wild Dove
Tourterelle Sauvage



L2TS



L1MC

Melanzana Cruda
Raw Aubergine
Aubergine Crue

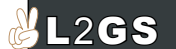


L2MC



L1GS

Grigio Scuro
Dark Grey
Gris Sombre



L2GS



L1CL

Cioccolato al Latte
Milk Chocolate
Chocolat au Lait



L2CL



L1BV

Blu Vivo
Sparkling Blue
Bleu Vif



L2BV

Metallo Verniciato Opaco Opaque-Varnished Metal Métal Verni Opaque



M1BC

Bianco Caldo
Warm White
Blanc Chaud



M1GT

Cappuccino Tiepido
Lukewarm Cappuccino
Cappuccino Tiède



M1AH

Alluminio Hi-Tech
Hi-Tec Aluminium
Aluminium Hi-Tech



M1NE

Nero Elegante (no Gamba T)
Smart Black (no T-Leg)
Noir Élégant (no Piètement à T)

Dettagli Details Détails



C1AA

Alluminio Argento Lucido
Lucid Silver Aluminium
Aluminium Argent Poli

È possibile richiedere laccature degli elementi in melaminico in qualsiasi colore della gamma RAL e US.

MFC elements can be specified painted in any code of RAL or US colour range.

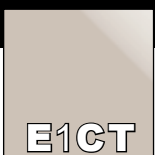
Il est possible demander la finition laqué des éléments en mélamine en tous les couleurs de la gamme RAL et US.

Vetri Glasses Verres



E1BC

Bianco Caldo
Warm White
Blanc Chaud



E1GT

Cappuccino Tiepido
Lukewarm Cappuccino
Cappuccino Tiède



E1VA

Verde Acido
Acid Green
Vert Acide



V1NE

Nero Elegante
Smart Black
Noir Élégant



V1CL

Cioccolato Al Latte
Milk Chocolate
Chocolat au Lait



V1BV

Blu Vivo
Sparkling Blue
Bleu Vif

Ante Vetro Door Glasses Volets Verre



V1SL


Satinato Lucido (Contenitori)
Lucid Satin (Shelving Units)
Satiné Poli (Armoires)



E1EC

Extra Chiaro (Librerie)
Extra Light (Bookcases)
Extra Clair (Bibliothèques)

Contenitori Shelving Units Armoires



N1AT

Alluminio Tenue
Light Aluminium
Aluminium Tênu

Solo Reception Only Reception Seulement Réception

Impiallacciati Wood Veneer Plaqués



i1NC

Noce Chiaro
Light Walnut
Noyer Clair



i1NS

Noce Scuro
Dark Walnut
Noyer Sombre

Vetri mensole Glass tops Dessus en verre



E1EC


Extra Chiaro
Extra Light
Extra Clair



V1GE

Grigio Europeo
European Grey
Gris Européen

Laccati Lucidi High Glossy Painted Laqués Polis



L4BL

Bianco Latte
Milk White
Blanc Lait



L4CF

Cioccolato Fondente
Dark Chocolate
Chocolat Fondant



L4AC

Aragosta Cotta
Steamed Lobster
Langouste Cuite



L4TS

Tortora Selvatica
Wild Dove
Tourterelle Sauvage

I colori rappresentati sono puramente indicativi. Per una corretta corrispondenza cromatica consultare i campioni colore.
Colours represented are purely indicative. For a correct colour correspondance please see our colour samples.
Les couleurs représentées sont purement indicatives. Pour une correcte correspondance chromatique consulter les échantillons-couleurs.