

# Standing desks



# Electric height adjustable desks

## 501-19

### 501-19

*Stand-alone or grouping tables*

- 501-19 Center is sturdy and compact with a symmetrical design that allows access from all sides. Add the optional 75 mm heavy duty locking casters and rechargeable battery and you have complete mobility without any wires.
- 501-19 Basic is excellent for grouping tables together. With 80 kg as maximum load it can be used with a variety of tabletops. Add castors and a rechargeable battery for additional flexibility.
- 501-19 Design lends unique style to this series with an attractive crescent shaped base, and well suited to be arranged in groups.





# Electric height adjustable desks

**501-19**





# Electric height adjustable desks

## 501-23



## 501-23

*Strong and stylish*

501-23 is strong and stylish with integrated cable management. It's expandable length makes it well suited for many top sizes. The symmetrical design makes the frame excellent for conference tables and large work surfaces. Optional 3-column versions accommodate extra long tables and L-shapes configurations. Maximum load is 175 kg.



Electric height adjustable desks  
**501-23**





# Electric height adjustable desks

## 501-25

### 501-25

#### *Stable and functional*

501-25 is a stable and functional table that meets the basic needs. Max load on frame is 80 kg but with strong rigidity built into the construction, making it also ideal for L shape tops up to 120 cm deep. The narrow width of 133 cm makes this table perfect for smaller to medium size work stations.





Electric height adjustable desks  
**501-25**





Electric height adjustable desks  
**501-33**





# Electric height adjustable desks **501-33**



## **501-33**

*Versatile and stylish*

An elegant and stylish desk designed with a single telescopic open frame. The square columns give this desk a modern look, which makes it suitable for all kinds of office environments. The 501-33 is available in 3 different colors. Quick and easy to assemble – It's that easy!



# Electric height adjustable desks

## 501-37



## 501-37

### *Striking open design*

Striking open design defines 501-37. The three stage frame is tested and approved according to Ansi/Bifma x5.5-2014.

The frame is available in three different colors; silver, black and white. Choose from fixed widths or an expandable bracket for more flexibility.

Easily assembled in a few quick steps.



Electric height adjustable desks  
**501-37**





# Electric height adjustable desks

## 501-43



## 501-43

*Modern design and stylish*

The 501-43 is a 2 or 3 column desk with a sophisticated look, an open double telescope frame structure and a clean cut. You can recognize the 501-43 by its square column and slender foot design. It is available in 3 different colors. Add the third column and you get a desk, which offers plenty of space for all kinds of job functions. The robust frame makes the 501-43 a strong and durable desk for any office environment.



Electric height adjustable desks  
**501-43**





# Electric height adjustable desks

501-47





# Electric height adjustable desks

**501-47**



## **501-47**

*First in the last line*

A stunning chrome option and plenty of lifting power, this series is perfect for fast standing meetings without chairs. Two or three legged options for many sizes of top. A minimalist, super efficient look for any executive office or meeting space. Chrome, black or white.



# Electric height adjustable desks

501-49





# Electric height adjustable desks

**501-49**



## **501-49**

*A minimalistic and elegant look*

An elegant desk with 2 columns designed in a minimalistic look, which will complement any office environment. The round columns are designed with a double telescopic mechanism which allows more overlap between the tubes, resulting in improved travel and stability. The 501-49 is easy to assemble and offers an impressive timeless design.



# Electric height adjustable desks

## 501-88



## 501-88

### *Functionality and modern design*

The bench 501-88 is very suitable for large office environments and the design makes it easy to separate the desks from each other with a partition screen. Minimize cable clutter and mount a cable tray, which also makes cleaning a lot easier. 501-88 is a functional, robust and durable desk for all purposes.




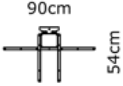







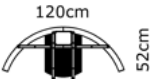

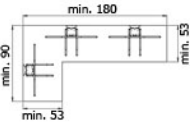
Electric height adjustable desks  
**501-88**





# Electric height adjustable desks


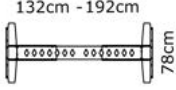



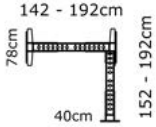

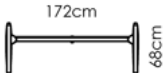




## Frames

Product photo * featured image	Dimensional drawing * featured image	Item no.	Color	Frame height min/max (cm) incl. tabletop	Max. speed (mm/sec.)	Maximum load (kg)	Price (€)
		501-19 7SW 501-19 7BW *	Silver Black	68-120	28	80	411 411
		501-19 7S060 501-19 7B060 *	Silver Black	68-120	28	80	519 519
		501-19 7S095 501-19 7B095 *	Silver Black	68-120	28	80	519 519
		501-19 7S117 501-19 7B117 *	Silver Black	68-120	28	80	519 519
		501-19 7S120 501-19 7B120 *	Silver Black	68-120	28	80	519 519
		501-23 7SW2 501-23 7SW3 501-23 7BW2 501-23 7BW3 *	Silver Silver Black Black	68-120	22	175	802 1162 802 1162



# Electric height adjustable desks

## Frames

Product photo * featured image	Dimensional drawing * featured image	Item no.	Color	Frame height min/max (cm) incl. tabletop	Max. speed (mm/sec.)	Maximum load (kg)	Price (€)
		501-23 7S200 501-23 7B200 *	Silver Black	68-120	22	175	913 913
		501-23 7S400K 501-23 7B400K *	Silver Black	68-120	22	175	1401 1401
		501-23 7S190-190A 501-23 7B190-190A *	Silver Black	68-120	22	175	1338 1338
		501-25 7S084 501-25 7S133 501-25 7S152 501-25 7S172 *	Silver Silver Silver Silver	68-120	25	120	421 436 439 443
		501-25 7S152-152A 501-25 7S172-172A *	Silver Silver	68-120	25	100	655 665
		501-33 7W092 501-33 7W112 501-33 7W129 501-33 7W152 501-33 7W172 501-33 7S092 501-33 7S112 501-33 7S129 501-33 7S152 501-33 7S172 501-33 7B092 501-33 7B112 501-33 7B129 501-33 7B152 501-33 7B172 *	White White White White White Silver Silver Silver Silver Silver Black Black Black Black Black	68-118	25	80	380 382 396 398 402 380 382 396 398 402 380 382 396 398 402 380 382 396 398 402



# Electric height adjustable desks

## Frames

Product photo * featured image	Dimensional drawing * featured image	Item no.	Color	Frame height min/max (cm) incl. tabletop	Max. speed (mm/sec.)	Maximum load (kg)	Price (€)
		501-33 7W112-152	White	68-118	25	80	428
		501-33 7S112-152	Silver				428
		501-33 7B112-152 *	Black				428
		501-37 7W092	White	57-122	32	100	400
		501-37 7W112	White				402
		501-37 7W129	White				416
		501-37 7W152	White				418
		501-37 7W172	White				422
		501-37 7S092	Silver				400
		501-37 7S112	Silver				402
		501-37 7S129	Silver				416
		501-37 7S152	Silver				418
		501-37 7S172	Silver				422
		501-37 7B092	Black				400
		501-37 7B112	Black				402
		501-37 7B129	Black				416
		501-37 7B152	Black				418
501-37 7B172 *	Black	422					
		501-37 7W112-152	White	57-122	32	100	448
		501-37 7S112-152	Silver				448
		501-37 7B112-152 *	Black				448
		501-37 7W112-091C	White	57-122	32	100	665
		501-37 7W152-091C	White				665
		501-37 7W152-114A	White				643
		501-37 7W152-154A	White				691
		501-37 7W172-114A	White				643
		501-37 7W172-144A	White				645
		501-37 7W172-174A	White				660
		501-37 7S112-091C	Silver				665
		501-37 7S152-091C	Silver				665
		501-37 7S152-114A	Silver				643
		501-37 7S152-154A	Silver				691
		501-37 7S172-114A	Silver				643
		501-37 7S172-144A	Silver				645
		501-37 7S172-174A	Silver				660
		501-37 7B112-091C	Black				665
		501-37 7B152-091C	Black				665
		501-37 7B152-114A	Black				643
		501-37 7B152-154A	Black				691
		501-37 7B172-114A	Black				643
		501-37 7B172-144A	Black				645
501-37 7B172-174A *	Black	660					



# Electric height adjustable desks




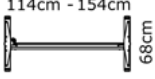

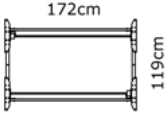

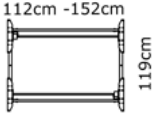
## Frames

Product photo * featured image	Dimensional drawing * featured image	Item no.	Color	Frame height min/max (cm) incl. tabletop	Max. speed (mm/sec.)	Maximum load (kg)	Price (€)
		501-43 7W092	White	65-125	32	100	421
		501-43 7W112	White				423
		501-43 7W129	White				437
		501-43 7W152	White				439
		501-43 7W172	White				443
		501-43 7S092	Silver				421
		501-43 7S112	Silver				423
		501-43 7S129	Silver				437
		501-43 7S152	Silver				439
		501-43 7S172	Silver				443
		501-43 7B092	Black				421
		501-43 7B112	Black				423
		501-43 7B129	Black				437
		501-43 7B152	Black				439
		501-43 7B172 *	Black				443
		501-43 7W112-152	White	65-125	32	100	469
		501-43 7S112-152	Silver				469
		501-43 7B112-152 *	Black				469
		501-43 7W152-111A	White	65-125	32	100	673
		501-43 7W152-151A	White				721
		501-43 7W172-111A	White				673
		501-43 7W172-171A	White				721
		501-43 7S152-111A	Silver				673
		501-43 7S152-151A	Silver				721
		501-43 7S172-111A	Silver				673
		501-43 7S172-171A	Silver				721
		501-43 7B152-111A	Black				673
		501-43 7B152-151A	Black				721
		501-43 7B172-111A	Black				673
		501-43 7B172-171A *	Black				721
		501-47 7W112	White	68-118		150	501
		501-47 7W129	White				515
		501-47 7W152	White				517
		501-47 7W172	White				521
		501-47 7W222	White				748
		501-47 7W302	White				780
		501-47 7W342	White				788
		501-47 7C112	Chrome				650
		501-47 7C129	Chrome				664
		501-47 7C152	Chrome				666
		501-47 7C172	Chrome				670
		501-47 7C222	Chrome				971
		501-47 7C302	Chrome				1003
		501-47 7C342	Chrome				1011
		501-47 7B112	Black				501
		501-47 7B129	Black				515
		501-47 7B152	Black				517
		501-47 7B172	Black				521
		501-47 7B222	Black				748
		501-47 7B302	Black				780
501-47 7B342 *	Black	788					




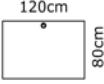

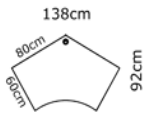

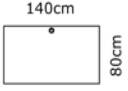
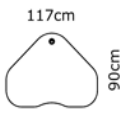
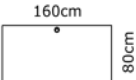
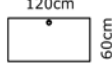
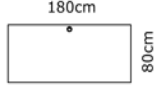
# Electric height adjustable desks

## Frames

Product photo * featured image	Dimensional drawing * featured image	Item no.	Color	Frame height min/max (cm) incl. tabletop	Max. speed (mm/sec.)	Maximum load (kg)	Price (€)	
		501-49 7W092	White	65-125	32	100	464	
		501-49 7W112	White					466
		501-49 7W129	White					480
		501-49 7W152	White					482
		501-49 7W172	White					486
		501-49 7S092	Silver					464
		501-49 7S112	Silver					466
		501-49 7S129	Silver					480
		501-49 7S152	Silver					482
		501-49 7S172	Silver					486
		501-49 7B092	Black					464
		501-49 7B112	Black					466
		501-49 7B129	Black					480
		501-49 7B152	Black					482
		501-49 7B172 *	Black					486
		501-49 7W112-152	White	65-125	32	100	512	
		501-49 7S112-152	Silver					512
		501-49 7B112-152 *	Black					512
		501-88 7W092	White	65-125	32	100	826	
		501-88 7W112	White					830
		501-88 7W129	White					858
		501-88 7W152	White					862
		501-88 7W172	White					870
		501-88 7S092	Silver					826
		501-88 7S112	Silver					830
		501-88 7S129	Silver					858
		501-88 7S152	Silver					862
		501-88 7S172	Silver					870
		501-88 7B092	Black					826
		501-88 7B112	Black					830
		501-88 7B129	Black					858
		501-88 7B152	Black					862
		501-88 7B172 *	Black					870
		501-88 7W112-152	White	65-125	32	100	922	
		501-88 7S112-152	Silver					922
		501-88 7B112-152 *	Black					922



# Electric height adjustable desks

Item no.	Beech mel.	Walnut mel.	White mel.	Item no.	Beech mel.	Walnut mel.	White mel.
<b>080-60S3</b>				<b>120-80S3</b>			
	70	70	70		84	84	84
<b>100-60S3</b>				<b>138H3</b>			
	75	75	75		122	122	122
<b>100-80S3</b>				<b>140-80S3</b>			
	81	81	81		93	93	93
<b>117H3</b>				<b>160-80S3</b>			
	101	101	101		102	102	102
<b>120-60S3</b>				<b>180-80S3</b>			
	80	80	80		111	111	111




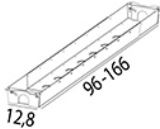

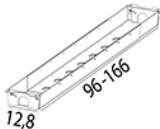





# Electric height adjustable desks

## Accessories

Product photo	Dimensional drawing		Item no.	Price (€)
		Control panel - programmable	139250	64
		CPU-holder, Metal, Black	400-4B	27
		CPU-holder, Metal, Silver	400-4S	27
		Castor set, 501-19	501-19 HXXX	25
		501-19 Tilt device - whole top tilt	501-19 V-HEL	85
		Screen 1200x750, grey	501-XX AG120	97
		Screen 1600x750, grey	501-XX AG160	138
		Screen 1800x750, grey	501-XX AG180	157
		Universal cable-tray, Black	501-XX CB096-166	28

# Electric height adjustable desks

## Accessories

Product photo	Dimensional drawing		Item no.	Price (€)
		Universal cable-tray, Silver	501-XX CS096-166	28
		Universal cable-tray, White	501-XX CW096-166	28
		Grommet, 300x140	501-XX GRO	22
		Wheel set, 501-37	501-XX HXX1	38
		Wheel set, 501-33	501-XX HXXX	37
		Battery pack	BAT-24-1,7	157